



STATEMENT OF APPROPRIATIONS, ALLOTMENTS, OBLIGATIONS, DISBURSEMENTS AND BALANCES
As of December 31, 2016


Department : Department of Labor and Employment
 Agency : TESDA - 10
 Operating Unit : Misamis Occidental Provincial Office
 Organization Code (U : 30210002
 Funding Source Code (Fund 101
 (e.g. Old Fund Code: 101,102, 151)

/	Current Year Appropriations
-	Supplemental Appropriations
=	Continuing Appropriations

Particulars	UACS CODE	Allotments		Current Year Obligations					Current Year Disbursements					Balances			
		Allotments Received	Adjusted Total Allotments	1st Quarter	2nd Quarter	3rd Quarter	4th Quarter	Total	1st Quarter	2nd Quarter	3rd Quarter	4th Quarter	Total	Unreleased Appropriations	Unobligated Allotment	Unpaid Obligations (15-20) = (23+24)	
				Ending March 31	Ending June 30	Ending Sept. 30	Ending Dec. 31		Ending March 31	Ending June 30	Ending Sept. 30	Ending Dec. 31				Due and Demandable	Not Yet Due and Demandable
1	2	6	10=[{6+(-)7-8+9}]	11	12	13	14	15=(11+12+13+14)	16	17	18	19	20=(16+17+18+19)	21=(5-10)	22=(10-15)	23	24
I. Agency Specific Budget	1 01 101																
MFO 2 - TESD Services	302010002												0				
PAP		2,708,989.50	2,708,989.50	851,394.00	603,748.00	815,833.00	438,014.50	2,708,989.50	851,394.00	603,748.00	815,833.00	438,014.50	2,708,989.50		0.00		0.00
PS		30,731,539.57	30,731,539.57	172,576.33	6,891,644.67	10,897,397.72	8,296,131.10	26,257,749.82	172,576.33	5,989,894.06	5,246,298.33	5,133,279.42	16,542,048.14		4,473,789.75		9,715,701.68
MOOE																	
Sub-Total, Agency Specific Budget																	
PS		2,708,989.50	2,708,989.50	851,394.00	603,748.00	815,833.00	438,014.50	2,708,989.50	851,394.00	603,748.00	815,833.00	438,014.50	2,708,989.50		0.00		
MOOE		30,731,539.57	30,731,539.57	172,576.33	6,891,644.67	10,897,397.72	8,296,131.10	26,257,749.82	172,576.33	6,075,525.98	5,160,666.41	5,133,279.42	16,542,048.14		4,473,789.75	0.00	9,715,701.68
II. Automatic Appropriations																	
MFO 2 - TESD Services	30210002																
RLIP		298,320.00	298,320.00	89,819.28	60,017.76	83,217.96	65,265.00	298,320.00	54,250.08	60,017.76	83,217.96	65,265.00	262,750.80		0.00		
Sub-Total, Automatic Appropriations																	
PS		298,320.00	298,320.00	89,819.28	60,017.76	83,217.96	65,265.00	298,320.00	89,819.28	60,017.76	83,217.96	65,265.00	298,320.00		0.00		
III. Special Purpose Fund (Please specify)																	
MFO 2 - TESD Services	1 01 406																
MPBF-PS		921,843.00	921,843.00	0.00	260,921.00	63,500.00	597,422.00	921,843.00	0.00	260,921.00	63,500.00	597,422.00	921,843.00		0.00		
PGF-PS		200,295.13	200,295.13				200,295.13	200,295.13				200,295.13					
Sub-Total, Special Purpose Fund																	
PS		1,122,138.13	1,122,138.13		260,921.00	63,500.00	797,717.13	1,122,138.13		260,921.00	63,500.00	797,717.13	921,843.00				
GRAND TOTAL																	
PS		4,129,447.63	4,129,447.63	941,213.28	924,686.76	962,550.96	1,300,996.63	4,129,447.63	941,213.28	924,686.76	962,550.96	1,300,996.63	4,129,447.63		0.00		
MOOE		30,731,539.57	30,731,539.57	172,576.33	6,891,644.67	10,897,397.72	8,296,131.10	26,257,749.82	172,576.33	6,075,525.98	5,160,666.41	5,133,279.42	16,542,048.14		4,473,789.75	0.00	9,715,701.68
Recapitulation by MFO:																	
MFO 1																	
MFO 2		34,860,987.20	34,860,987.20	1,113,789.61	7,816,331.43	11,859,948.68	9,597,127.73	30,387,197.45	1,113,789.61	7,000,212.74	6,123,217.37	6,434,276.05	20,671,495.77		4,473,789.75	0.00	9,715,701.68

Certified Correct:

JOFEL U. RONE
 Budget Officer - designate
 Date: 01/05/2017

Recommending Approval:

ANNABEL B. AVILA
 Senior TESD Specialist/AO - V Designate
 Date: 01/05/2017

Approved By:

MIRALUNA N. BAJE-LOPEZ
 Provincial Director
 Date: 01/05/2017

